

19 July 2022

Performance of investment funds – France • May 2022

The annual performance of non-money market funds becomes negative in May

The annual performance of non-money market funds falls into negative area in May (-0.8% after 0.8% in April) for the first time since October 2020. This overall decline is part of a general downward trend of financial markets. Bond funds are the most affected. Their annual performance is -6.4%, compared to -4.4% for mixed funds and -1.6% for equity funds.

The annual performance of money market funds goes up slightly following increasing short-term rates (-0.46% compared to -0.48% in April).

Performance of Investment Funds by subsectors (a)

(percent, outstanding amounts : EUR billion)

	2021	April 2022	May 2022	April 2022	May 2022	May 2022
	Annual performance			Monthly performance		Net asset value
NON MONEY MARKET FUNDS	10.1	0.8	-0.8	-1.5	-0.8	1476
Equity funds (b)	21.2	0.9	-1.6	-2.3	-0.9	360
of which : ETF (c)	26.1	5.6	4.2	-0.6	-0.1	38
Bond funds (b)	-0.6	-5.0	-6.4	-1.6	-1.5	282
Mixed Funds (b)	7.3	-2.9	-4.4	-2.2	-1.0	315
Other funds (d)	10.7	5.0	3.9	-0.4	-0.3	518
of which employees' savings funds	11.8	1.1	-0.5	-0.7	-0.5	161
MONEY MARKET FUNDS (e)	-0.48	-0.48	-0.46	-0.04	-0.05	339

Source : Banque de France

(a) Annual performance net of management fees but before deduction of entry and exit fees commissions (cf. methodology).

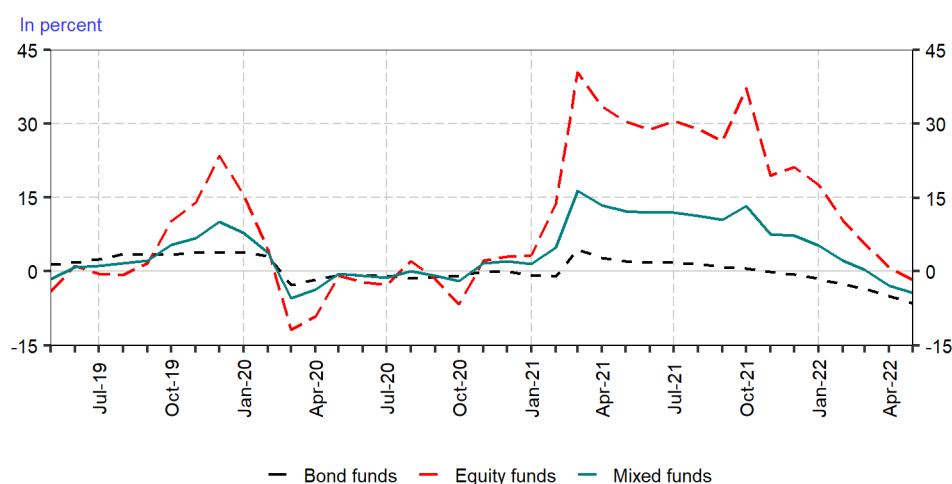
(b) Except employees' savings funds (which are included in "Others funds")

(c) Exchange Trade Fund

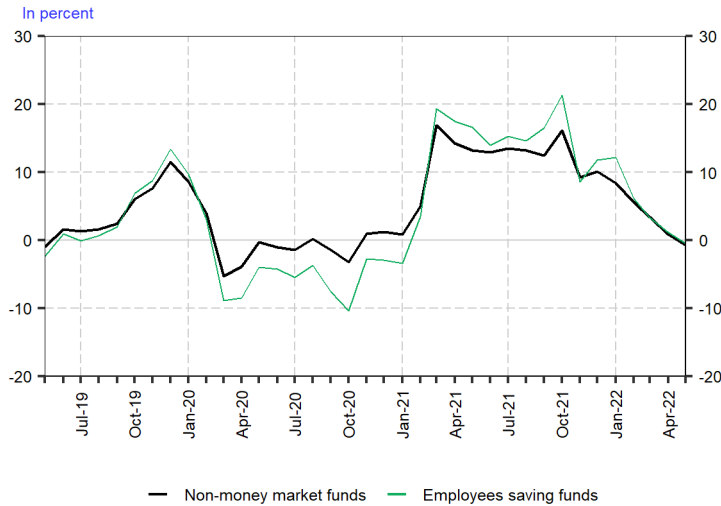
(d) Employee savings funds (including money market employee savings funds), real estate funds, Private equity funds, formula-based funds, hedge funds

(e) Excluding money market employee savings funds (outstanding of 21.5 billion at end-September 2020).

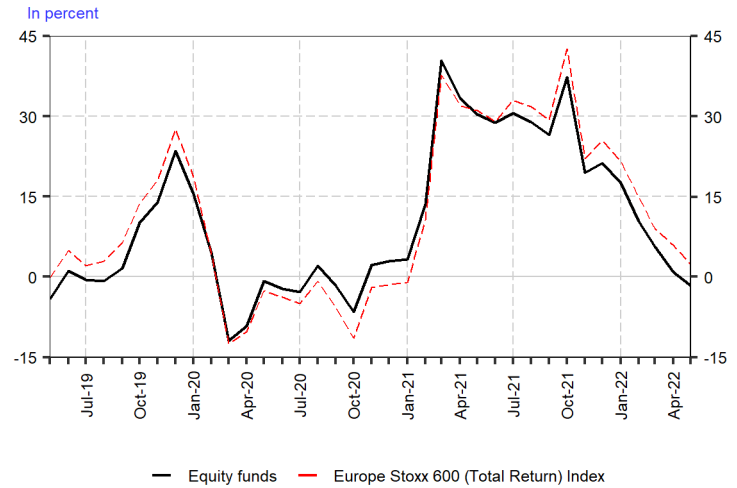
Annual performance of equity, bond and mixed funds



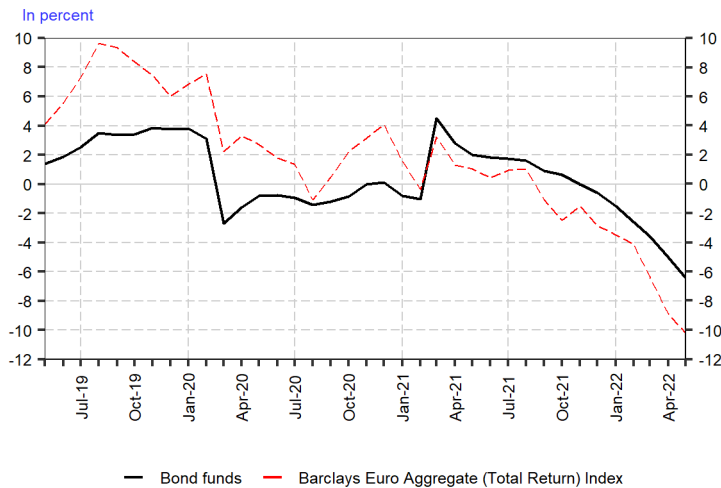
Annual Performance of Non-MMF funds and employees' saving funds (a)



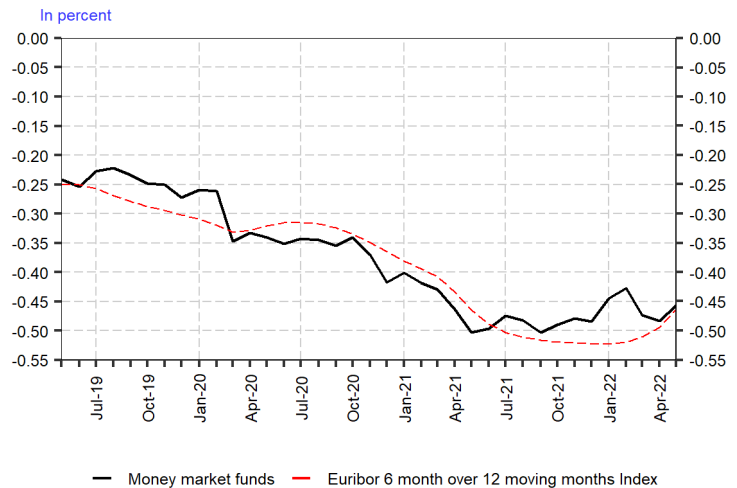
Annual Performance of equity funds (a)



Annual Performance of bonds funds (a)



Annual Performance of MMF funds (a)



Source : Banque de France, Barclays, Europerformance

(a) Annual performance net of management fees but before deduction of entry and exit fees commissions (cf. methodology)

Additional information

The different categories of funds under review are defined by the Autorité des Marchés Financiers (AMF – French Financial Markets Authority). The classification of each fund is based on its real risk exposure. The definition of the exposure and the risk thresholds for each category are developed in AMF Instructions 2011-19, 2011-20 and 2011-21.

The **Stoxx 600 index** comprises 600 companies residing in 18 European countries.

The **Barclays index** comprises sovereign and quasi-sovereign bonds, corporate bonds and asset-backed securities. It includes securities denominated in 24 currencies, issued from developed and emerging markets. The rating of the securities is “investment grade” with residual maturity over one year.

The performance of the indices is measured by total return (price change and coupons/dividends reinvested). The yield spreads between these indices and the performance of UCITs in France reflect differences in composition and management orientation, in particular the split between highly liquid sovereign bonds issued by major advanced countries, less liquid sovereign bonds or bonds with a higher risk/return profile and bonds issued by private issuers.

Due to the Banque de France's [overhaul of mutual fund statistics](#), the statistics commented here have evolved. First, the improvement in the data collection process results in better coverage and better identification of fund categories since January 2022. These changes, which are treated as reclassifications, mainly result in breaks in the series of stocks. In addition, some data not yet integrated into the new process have been estimated. These include certain valuation rates for which reference indices have been used. These estimates may therefore affect flows due to reconciliation between transactions, stocks, valuations and reclassifications.

